



RHEOCOLOR® L Liquid Coloring Admixtures


for
Decorative Concrete

Color Selector


 **BASF**

The Chemical Company

RHEOCOLOR® L Liquid Coloring Admixtures for Decorative Concrete



Hailstorm Gray **RC1501**



Stone Harbor **RC2501**



Mystic Shadow **RC3501**



Smokestack **RC5001**



Midnight **RC7001**



Pebble Shore **RC1502**



Portabella **RC2502**



English Walnut **RC3502**



Natural Bark **RC5002**



Pumpernickel **RC7002**




Light Chestnut **RC1503**



Wheat Berry **RC2503**



Deep Mauve **RC3503**



Barleywine **RC5003**



Wild Plum **RC7003**



Mountain Trail **RC1504**



Eagle's Nest **RC2504**



Maple Syrup **RC3504**



Buffalo Brown **RC5004**



Fall Buckeye **RC7004**



Hilltop Tan **RC1505**



Weathered Oak **RC2505**



Mudslide **RC3505**



Country Cabin **RC5005**



Fox Tail **RC7005**



Plain concrete made with medium gray cement

RHEOCOLOR® L Liquid Coloring Admixtures for Decorative Concrete

Take concrete from gray to gorgeous with RHEOCOLOR L liquid coloring admixtures! Available in 50 colors ranging from warm reds and golds to cool browns and grays, concrete made with RHEOCOLOR L liquid coloring admixtures can be used to enhance any style or design palette. And through its ability to imitate the look of more expensive building materials, decorative concrete brings increased value to any project.

Applications:

RHEOCOLOR liquid coloring admixtures are suitable for cast-in-place, manufactured concrete products, and precast concrete, including such applications as driveways, sidewalks, pool decks, patios and architectural décor.

Please note, the colors shown above may vary due to technical limitations of computers or printers used to view and print this color chart.

RHEOCOLOR® L Liquid Coloring Admixtures for Decorative Concrete



Soft Cranberry **RC1506**



Antique Rose **RC2506**



Persimmon **RC3506**




Red River Clay **RC5006**




Indian Red **RC7006**



Gingerbread **RC1507**



Brick Oven **RC2507**



Canyon Rock **RC3507**



Tequila Sunrise **RC5007**



Firestorm **RC7007**



Warm Earth **RC1508**



Deerskin **RC2508**



Apple Cider **RC3508**



Copper Tone **RC5008**



Smoked Salmon **RC7008**



Creekside Buff **RC1509**



Sand Dune **RC2509**



Corkboard **RC3509**



Caramel **RC5009**



Bronze Medal **RC7009**



Spring Moss **RC1510**



Champagne **RC2510**



Burnt Ochre **RC3510**



Dark Gold **RC5010**



Olive Branch **RC7010**

Benefits:

- Excellent color uniformity
- Fade resistant
- Beautiful, long-lasting vibrancy
- Enhanced finishing characteristics

Please note that colors in this color selector are an approximation of the final in-place concrete. Due to variations in the natural concreting materials, colors may vary.

* The color chips depicted in this color selector approximate the color of broom-finished, non-cured decorative concrete flatwork made with a medium gray cement, and a 0.45 to 0.50 water to cement ratio. Decorative concrete cured with BASF's Kure 1315 curing compound will be slightly darker in appearance. There are many factors that can impact the finished appearance of in-place decorative concrete. **FOR PROFESSIONAL USE ONLY.**

Best Practices for Decorative Concrete Flatwork

Ordering Decorative Concrete

- Use the same quality concrete mix design and water/cement ratio and maintain a consistent slump throughout the project. The use of admixtures from BASF can improve concrete workability while maintaining lower water/cement ratios.
- To maintain color consistency, order decorative concrete in minimum 3 yd³ (2 m³) increments.
- Calcium chloride accelerators will discolor the concrete surface. Use non-chloride accelerators from BASF to achieve fast concrete set time.

Placing Decorative Concrete

- Place concrete on a well-drained sub-grade that has adequate and uniform load-bearing characteristics and is thoroughly compacted and dampened.
- Adding water on-site to achieve a higher slump will lighten the color.
- Place concrete close to its final position to avoid potential segregation.
- Do not place concrete over freestanding water or muddy, frozen or soft spots.
- Concrete placed in the shade may display variations in color. This is normal and will subside in time.

Finishing Decorative Concrete

- Protect the concrete surface from rapid evaporation of bleed water. Use Confilm® evaporation reducer from BASF as needed.
- Texture all surfaces adequately and uniformly for slip resistance.
- Finish all surfaces consistently and at similar times after placement.
- Finish the edges first and do all handwork in the same direction.
- Do not sprinkle water or add water to the surface during finishing operations. This will lighten the surface color.
- Over-troweling or burnishing the concrete surface will cause discoloration and darkening of the surface color.

Curing Decorative Concrete

- For best results, all decorative concrete should be cured. Do not use plastic sheeting or water method to cure decorative concrete.
- Use BASF's Kure 1315 water-based curing compound or a compatible curing compound.
- Until it is completely cured, the color of concrete is normally less uniform and appears darker than the final color.
- Do not allow items to stand on the concrete during and immediately following the curing process.

**Master
Builders**

BASF Construction Chemicals
Admixture Systems

www.masterbuilders.com

United States 23700 Chagrin Boulevard, Cleveland, Ohio 44122-5544 • Tel: 800 628-9990

Fax: 216 839-8821

Canada 1800 Clark Boulevard, Brampton, Ontario L6T 4M7 • Tel: 800 387-5862

Fax: 905 792-0651

© Construction Research & Technology GMBH

© BASF Construction Chemicals, 2008 • Printed in USA • 11/08 • LIT # 2000071



Distributed by:
R. W. Sidley, Inc.
436 Casement Ave.
Painesville, OH 44077
800-536-9343
www.rwsidley.com

Near You to Serve You

Ohio

Alliance	330-823-1130
Ashtabula	440-964-7000
Grand River	440-352-1642
Newbury	440-564-2221
N. Canton	330-499-5616
N. Kingsville	440-224-2664
Painesville	440-352-3100
Thompson	440-298-3232

Pennsylvania

Slippery Rock	724-764-4451
W. Middlesex	724-528-9903